

YOUR Crafts Templates JANUARY 2015

FIND THE TEMPLATE YOU REQUIRE ON THE CONTENTS LIST BELOW AND JUST PRINT OUT THE PAGE OR PAGES YOU NEED FROM YOUR PRINT MENU

Page 2-4 PAPER CUT BIRDS

Use our templates and a craft knife to make beautifully ornate paper cuts
Page 53 in magazine

Page 5 MEMORY CUSHION

Upcycle old baby clothes and blankets for a nostalgic creation, then use our illustrations to take it further
Page 98 in magazine

Page 6 SILK PAINTING

Follow our guidelines with gold gutta directly onto silk, then fill the gaps with paint!
Page 66 in magazine

Page 7 NEW YEAR GIFTS

Our whimsical woodland images will see you through in making a gorgeous felt set
Page 31 in magazine

Page 8-9 OUR PAPER CRAFT HERO

Use our straightforward box templates in this spring flowers project
Page 40 in magazine

Page 10 BIRDHOUSE TRINKETS

Follow our cross-stitch chart to make a sweet birdhouse card
Page 63 in magazine

Page 11 FLYING HEARTS

Get a head-start in Valentine's crafting with our love-themed motifs
Page 80 in magazine

Page 12 LEATHER BOOTEES

Stitch a pair of teeny tiny leather shoes for a newborn baby
Page 70 in magazine

Page 13 RETRO FLORALS

Trace our flower templates onto copper embossing foil for a shimmering effect
Page 45 in magazine

Page 14 FLEECE DOORSTOP

Create a super soft doorstep for your home using our patterns
Page 59 in magazine

Page 15 PAPER CRAFT HOUSE

Use our outlines to make a stepper card, which you can decorate with an on-trend house motif
Page 61 in magazine

Page 16-17 POMPOM BEANIE

Make a darling hat for all ages from fleece
Page 84 in magazine

Page 18-19 MATRYOSHKA DOLLS


Stitch a Russian doll-themed set – it'll be a total crowd-pleaser
Page 78 in magazine



PAPER CUT BIRDS


Use our templates
and a craft knife
to make
beautifully ornate
paper cuts

Page 53 in magazine

3 A4 pages







MEMORY CUSHION

Upcycle old baby clothes and blankets for a nostalgic creation, then use our illustrations to take it further

Page 98 in magazine

1 A4 page



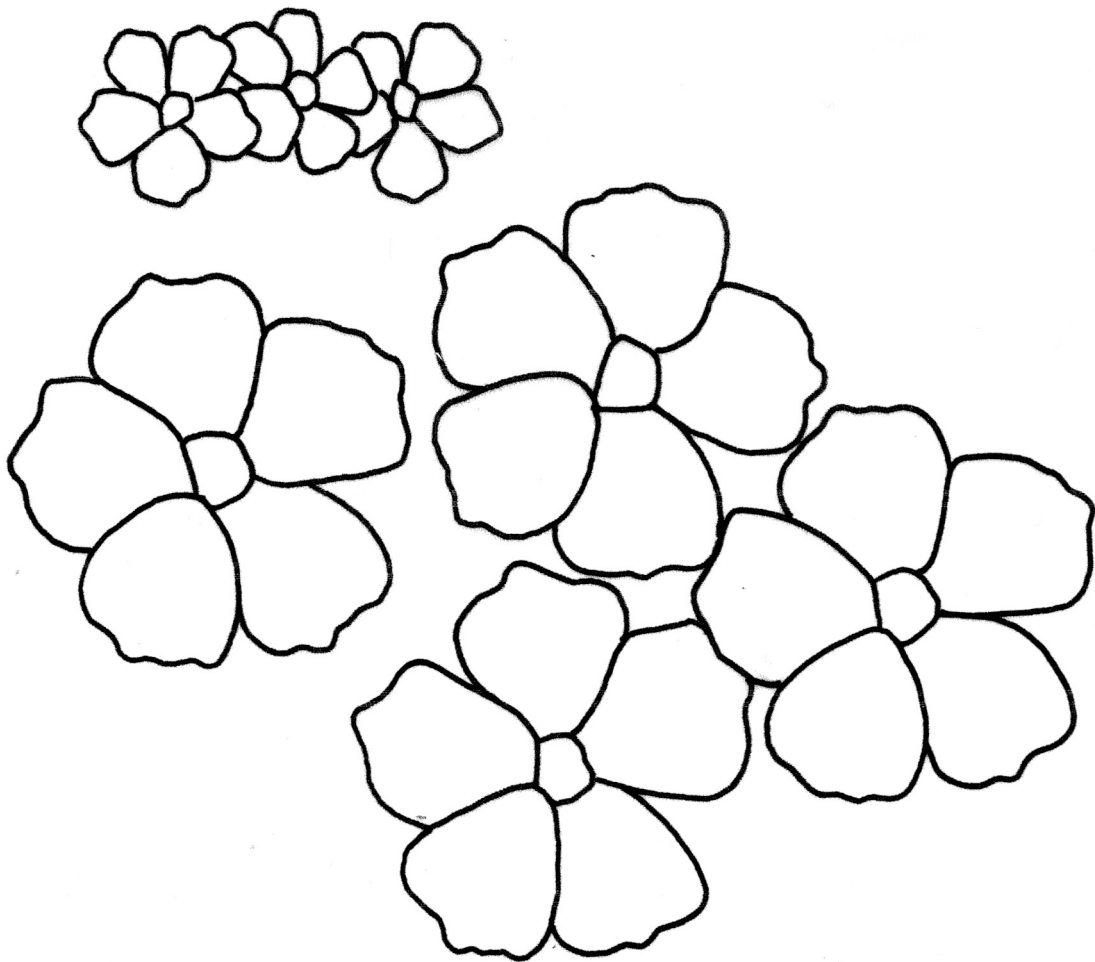
SILK PAINTING

Follow our guidelines with gold gutta directly onto silk, then fill the gaps with paint!

Page 66 in magazine

1 A4 page

Templates
JAN 2015



NEW YEAR GIFTS

Our whimsical woodland images will see you through in making a gorgeous felt set

Page 31 in magazine

1 A4 page



OUR PAPERCRAFT HERO

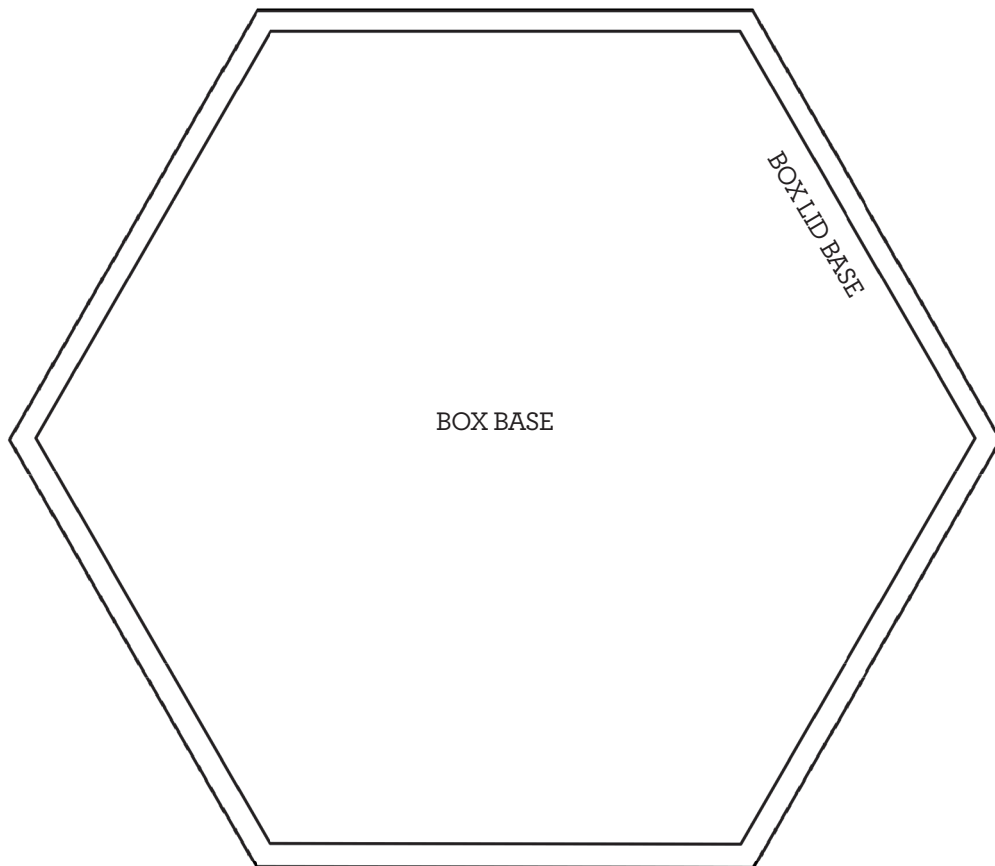
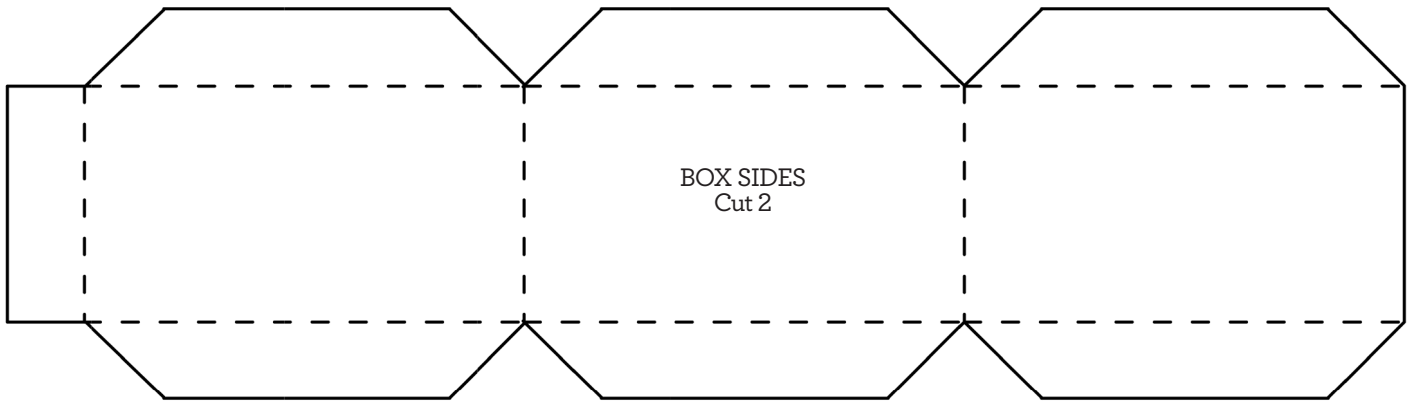
Use our straightforward box templates in this spring flowers project

Page 40 in magazine

2 A4 pages

SEED
PACKET

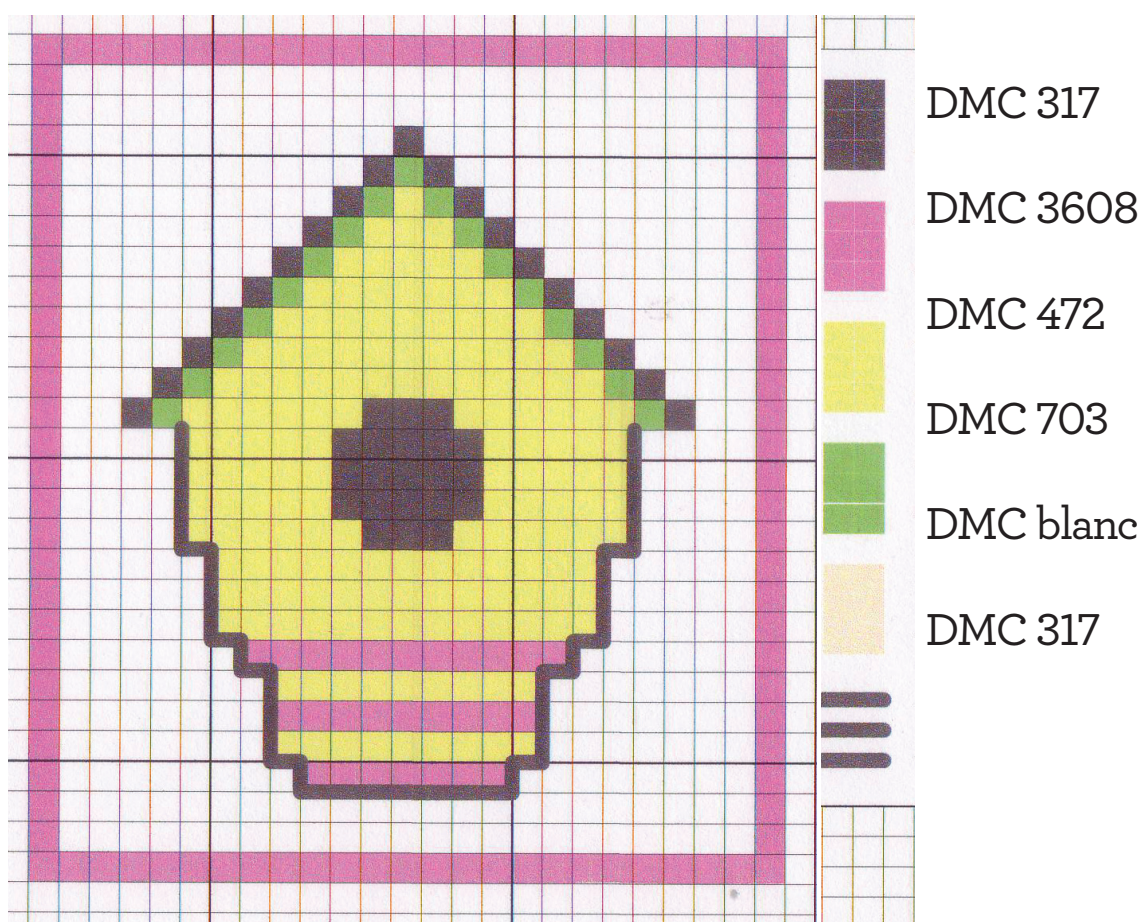
LID SIDES
Cut 2



BIRDHOUSE TRINKETS

**Follow our cross-stitch chart to
make a sweet birdhouse card**

Page 63 in magazine

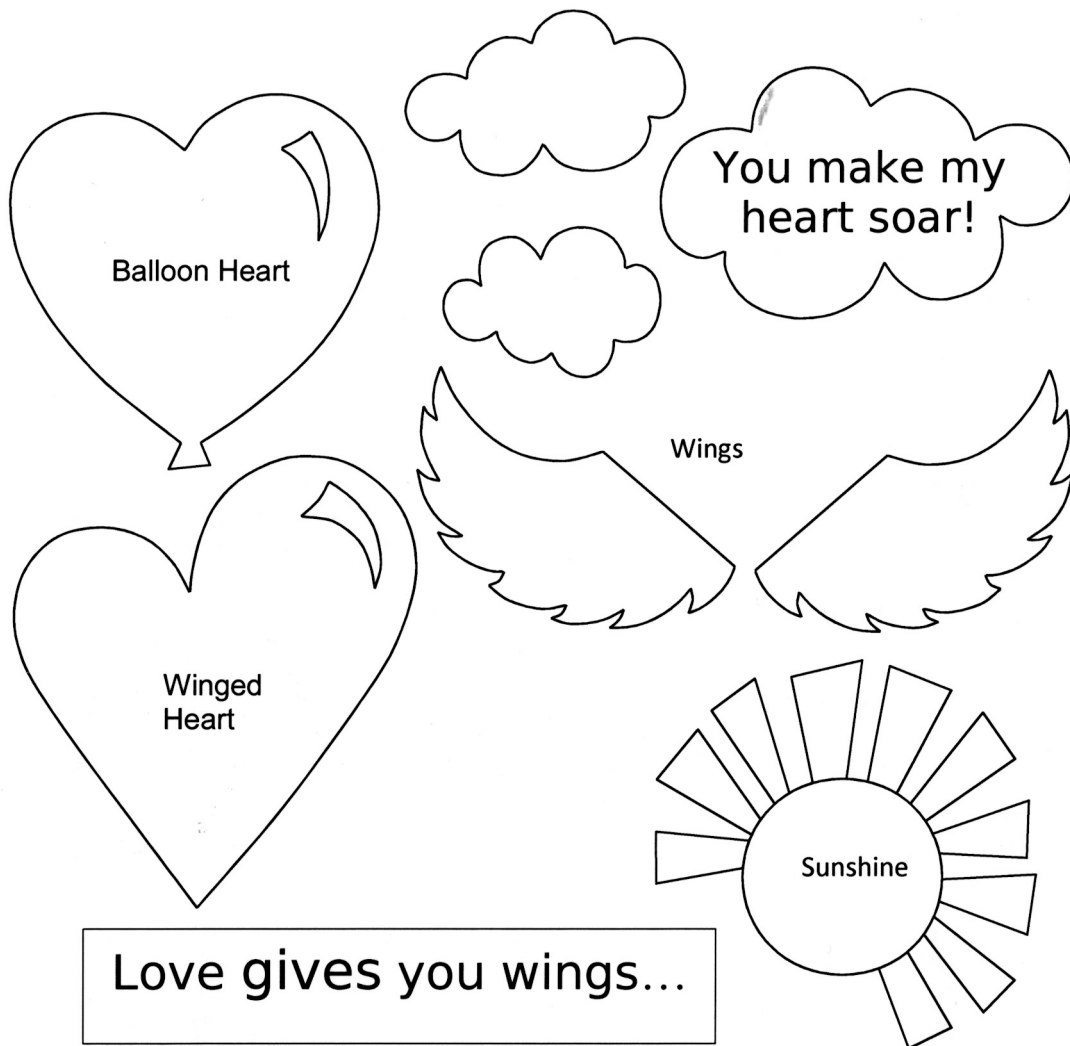


FLYING HEARTS

Get a head-start in
Valentine's crafting with our
love-themed motifs

Page 80 in magazine

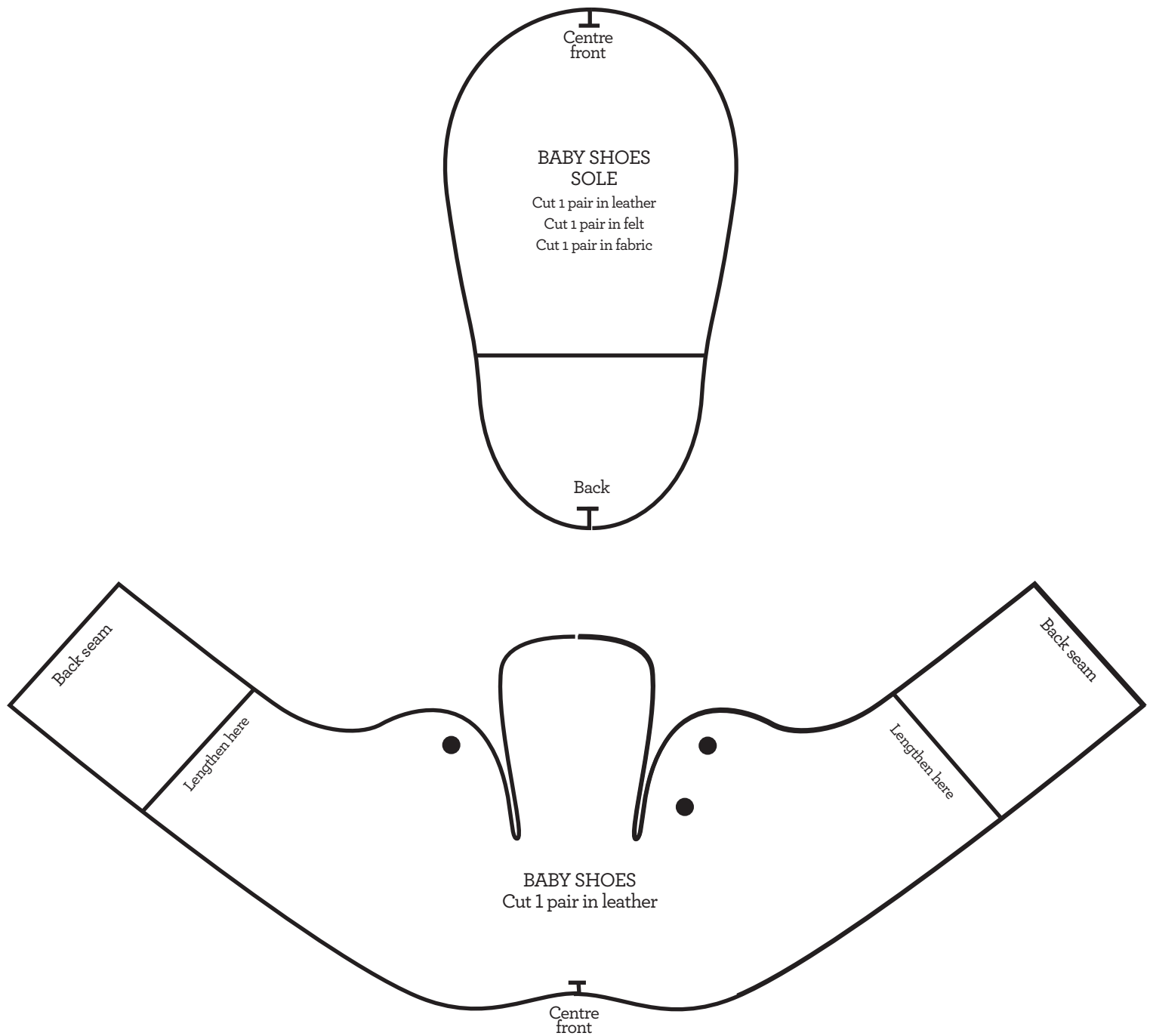
1 A4 page



LEATHER BOOTEES

Stitch a pair of teeny tiny leather shoes for a newborn baby

Page 70 in magazine
1 A4 page




RETRO FLORALS

Trace our flower templates onto
copper embossing foil for a
shimmering effect

Page 45 in magazine
1 A4 page

Templates
JAN 2015




FLEECE DOORSTOP

**Create a super soft doorstep for
your home using our patterns**

Page 59 in magazine

1 A4 page

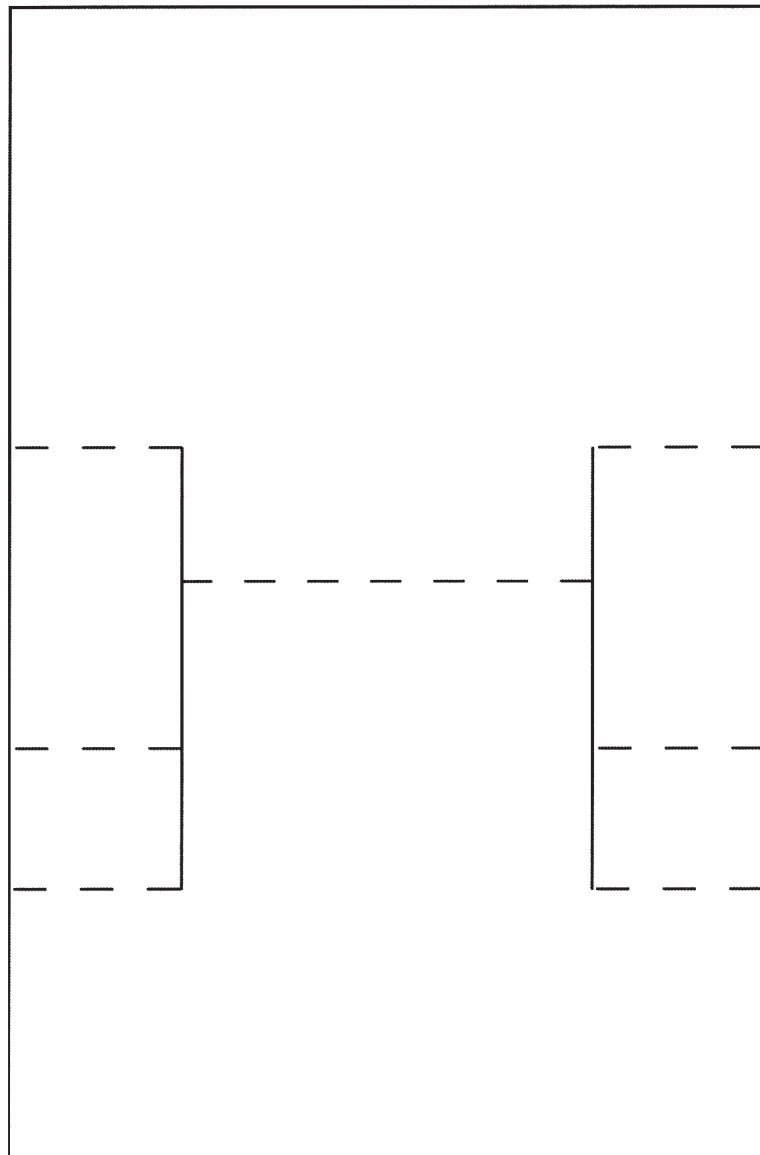


PAPERCRAFT HOUSE

Use our outlines to make a stepper card, which you can decorate with an on-trend house motif

Page 61 in magazine

1 A4 page



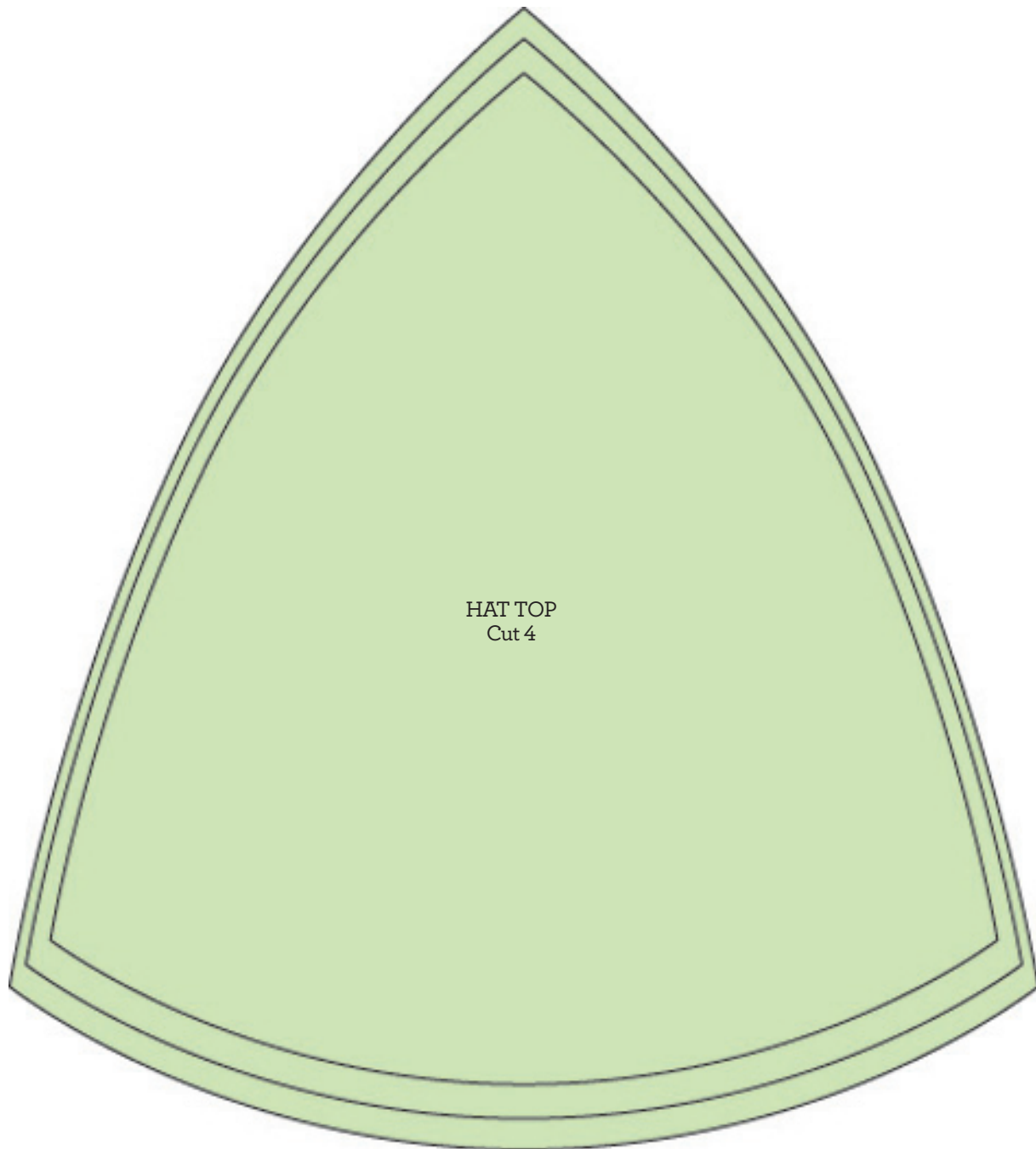
POMPOM BEANIE

**Make a darling hat for all
ages from fleece**

Page 84 in magazine

2 A4 pages





SIZING CHART

SIZE	AGE	HAT CIRCUMFERENCE
Small	3-5 years	49cm
Medium	6-8 years	51cm
Large	9-12 years	54cm

MATRYOSHKA DOLLS

Stitch a Russian doll-themed set – it'll be a total crowd-pleaser

Page 78 in magazine

2 A4 pages

