

YOUR **Crafts** *Beautiful* Templates JULY 2019

Find the template you require on the contents list below and just print out the page or pages you need from your print menu

PAGE 2 Catch of the Day

Sew this cute fish, accompanied with a cross-stitch card
Designer: Helen Philipps, p94

PAGE 3 Summer Paper Cutting

Our foolproof guide to master the technique in 30 minutes
Designer: Colette Smith, p20

PAGE 4 Floral Collection

Create this gorgeous set for gardening fans in your life
Designer: Cathie Shuttleworth, p60

PAGE 5 Ice Cream Smiles

Embrace the spirit of summer with bright, quilled designs
Designer: Liz Moad, p57

PAGE 6 Teabag Folding

Add dimension to cards with delicate pleated rosettes
Designer: Colette Smith, p36

PAGE 7-8 Sky High

Wave a fond farewell to a special someone who is off to see the world
Designer: Helen Fitzjohn, p47

YOUR BONUS PAPERS


PAGE 7-21 Designer: Trimcraft

Summer Paper Cutting

Our foolproof guide to master
the technique in 30 minutes

Designer: Colette Smith, p20

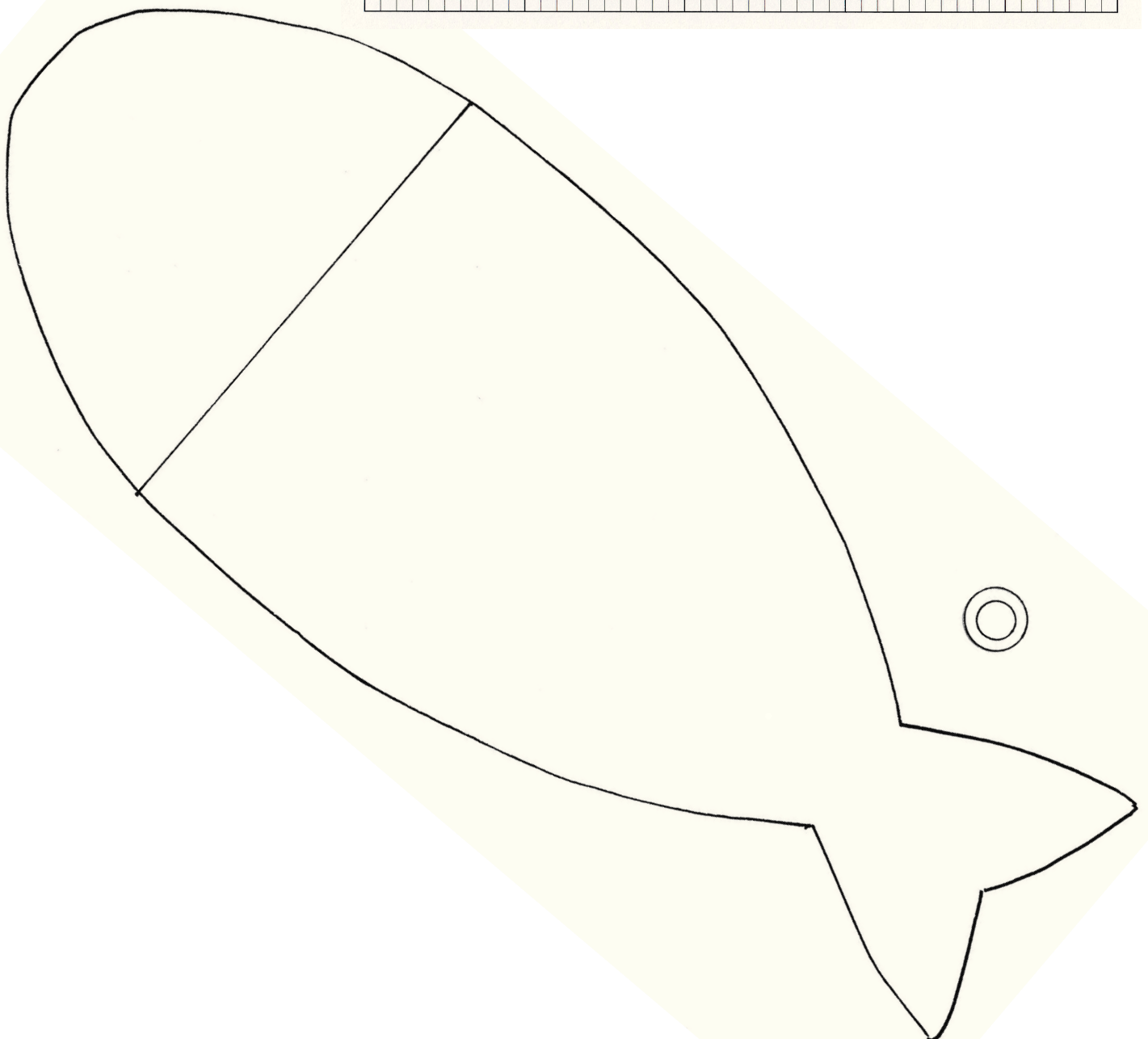

1 A4 page



Catch of the Day

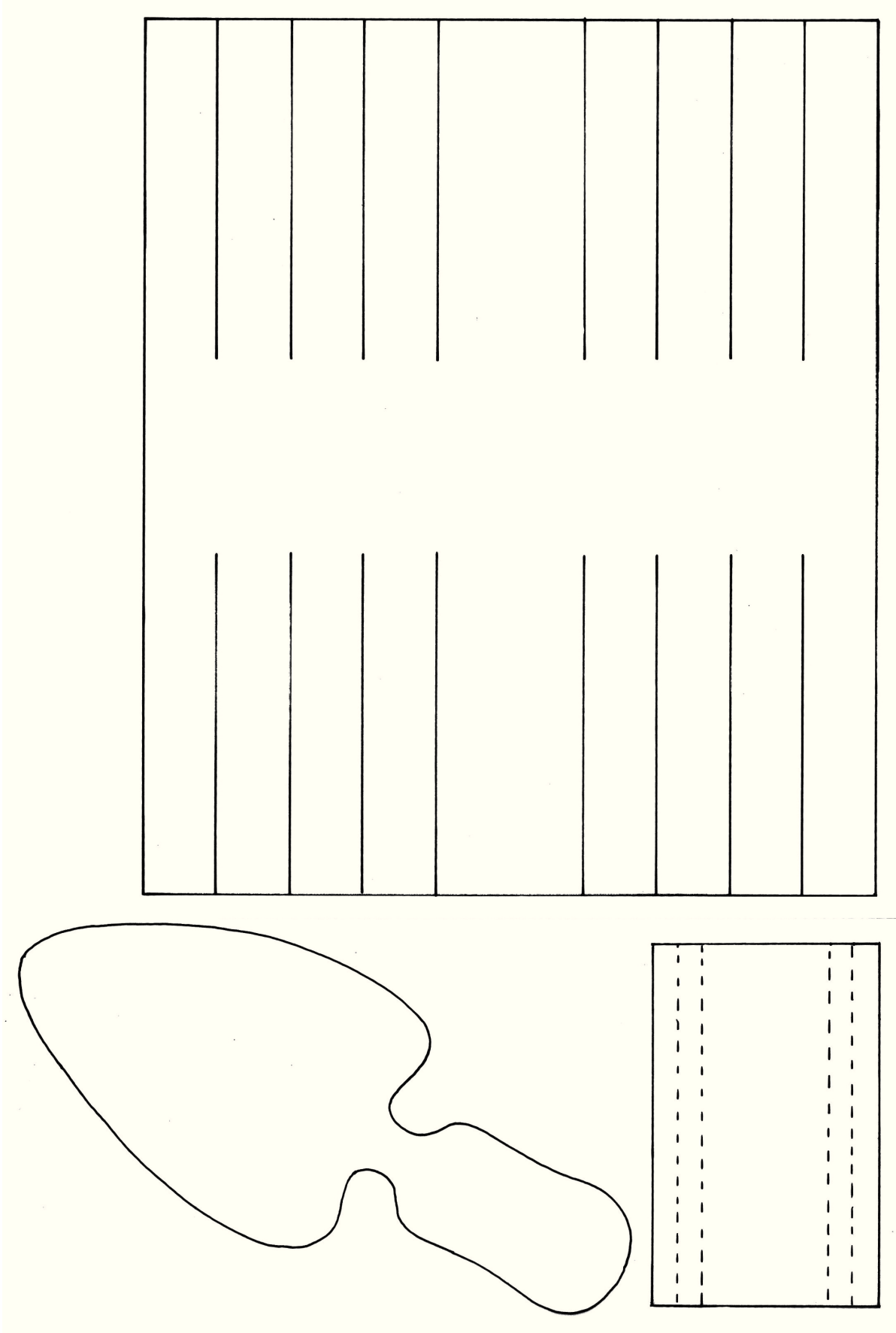
Sew this cute fish, accompanied
with a cross-stitch card

Designer: Helen Philipps, p94
1 A4 page



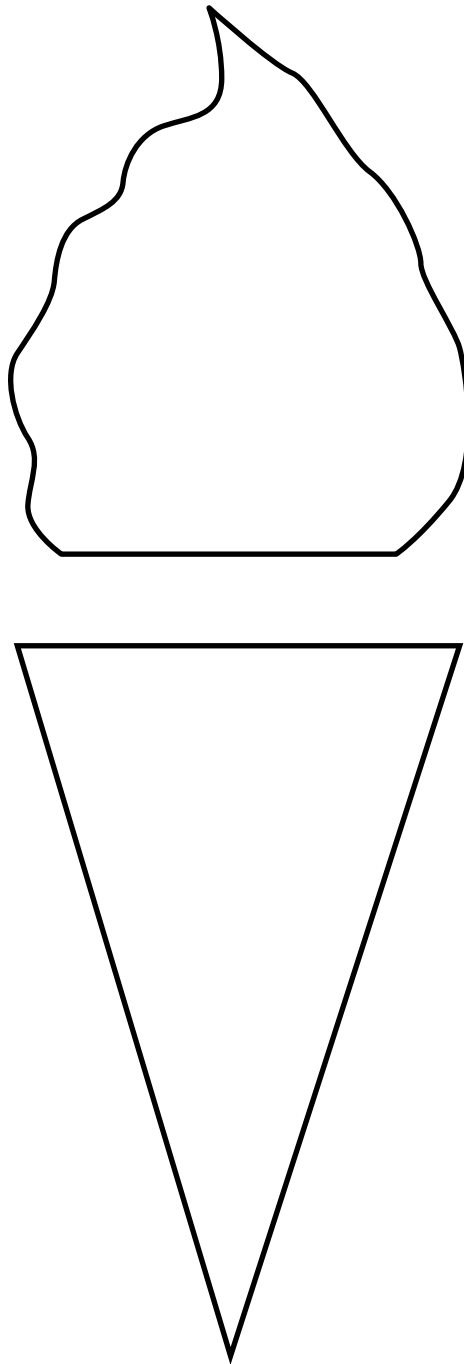
Floral Collection

Create this gorgeous set for
gardening fans in your life
Designer: Cathie Shuttleworth, p60
1 A4 page



Ice Cream Smiles

Embrace the spirit of summer
with bright, quilled designs
Designer: Liz Moad, p57
1 A4 page



Teabag Folding

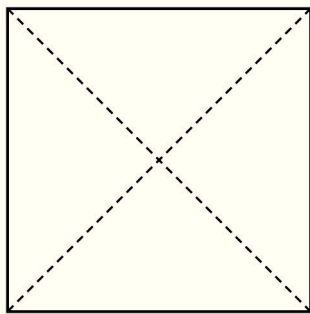
Add dimension to cards
with delicate pleated rosettes
Designer: Colette Smith, p36
1 A4 page



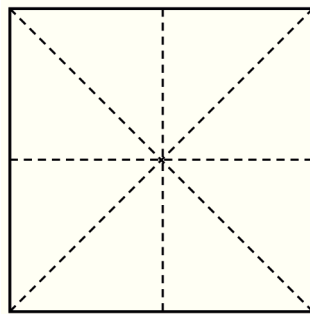
Wrong Side



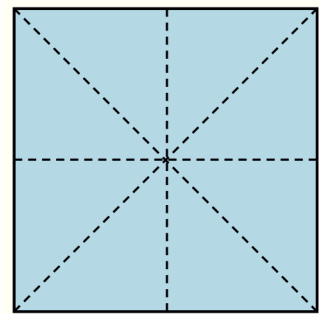
Right Side



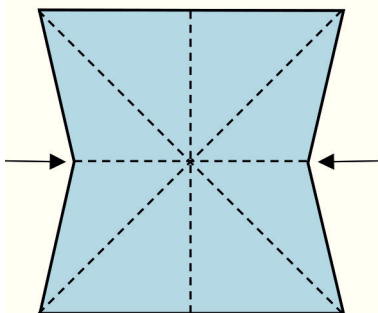
1. Fold diagonally both ways.



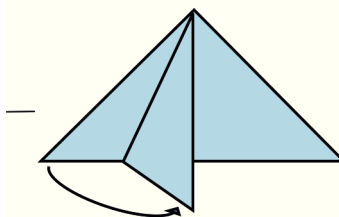
2. Fold vertically and horizontally.



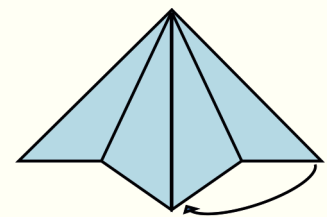
3. Turn over so right side is facing.




4. Push the sides in towards the centre to form a collapsed triangle.



5. Bring the lower corner of the top flap on the left to the centre.



6. Bring the lower corner of the top flap on the right to the centre.

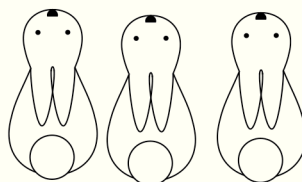



Sky High

Wave a fond farewell to a special
someone who is off to see the world

Designer: Helen Fitzjohn, p47

2 A4 pages



LARGE

SMALL
(FOR THE CARD)

