

# YOUR Crafts **BEAUTIFUL** Templates APRIL 2016

---

Find the template you require on the contents list below and just print out the page or pages you need from your print menu

**PAGE 2 EASTER BUNNIES**

Use these templates to make adorable bunnies

Designer: Amanda Walker

**Page 82 in magazine**

**PAGE 3 SEWING CIRCLE**

Stitch pretty embroidered pictures to adorn your home

Designer: Carolyn Letten

**Page 99 in magazine**

**PAGE 4-5 FLOWER TOPPERS**

Create bright flowers to decorate cards and gift boxes

Designer: Cathie Shuttleworth

**Page 34 in magazine**

**PAGE 6 COLETTE SMITH'S MASTERCLASS**

Use the template to create an Easter card with a kinetic element

Designer: Colette Smith

**Page 52 in magazine**

**PAGE 7-9 EASTER PARTY**

Celebrate spring with delicate designs and adorable rabbit motifs

Designer: Helen Fitzjohn

**Page 59 in magazine**

**PAGE 10-11 SPRING CHICKEN**

Follow the chart to create sweet Easter egg cosies

Designer: Helen Philipps

**Page 102 in magazine**

**PAGE 12 HANDMADE HOME**

Embroider a pretty sign for a child's bedroom

Designer: Extract

**Page 73 in magazine**

**PAGE 13 PRETTY BUTTERFLIES**

Use the motif to stamp pretty petals around quilled butterflies

Designer: Liz Moad

**Page 24 in magazine**

**PAGE 14-15 FANCY FLORALS**

Use the Brother ScanNCut to make beautiful cards

Designer: Corinne Bradd

**Page 62 in magazine**

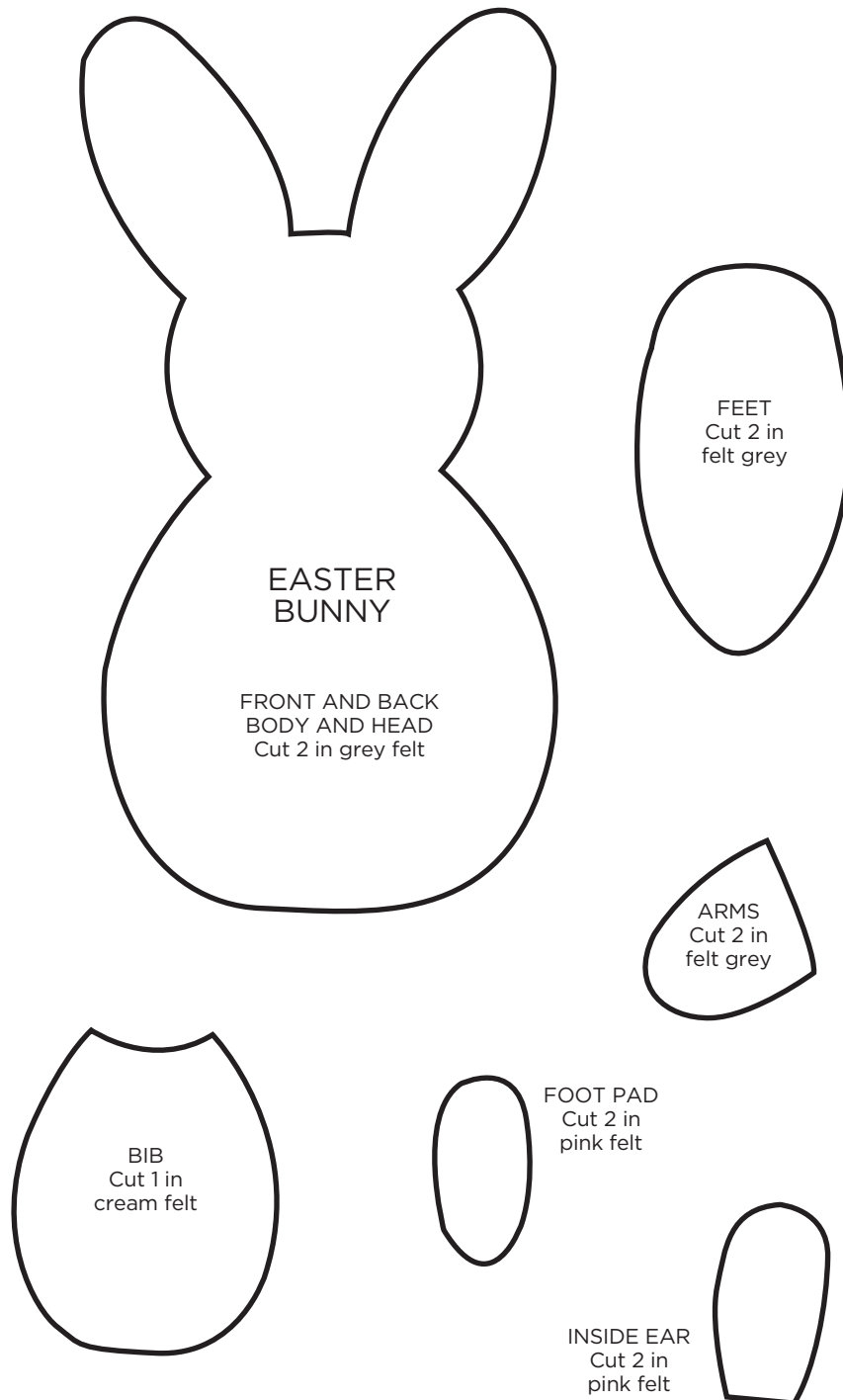
## Easter Bunnies

Use these templates to make  
adorable bunnies

**Designer: Amanda Walker**

**Page 82 in magazine**

**1 A4 page**



**Sewing Circle**

Stitch pretty embroidered pictures to adorn your home

**Designer: Carolyn Letten**

**Page 99 in magazine**

**1 A4 page**

hello  
Spring

sunshine

blossom

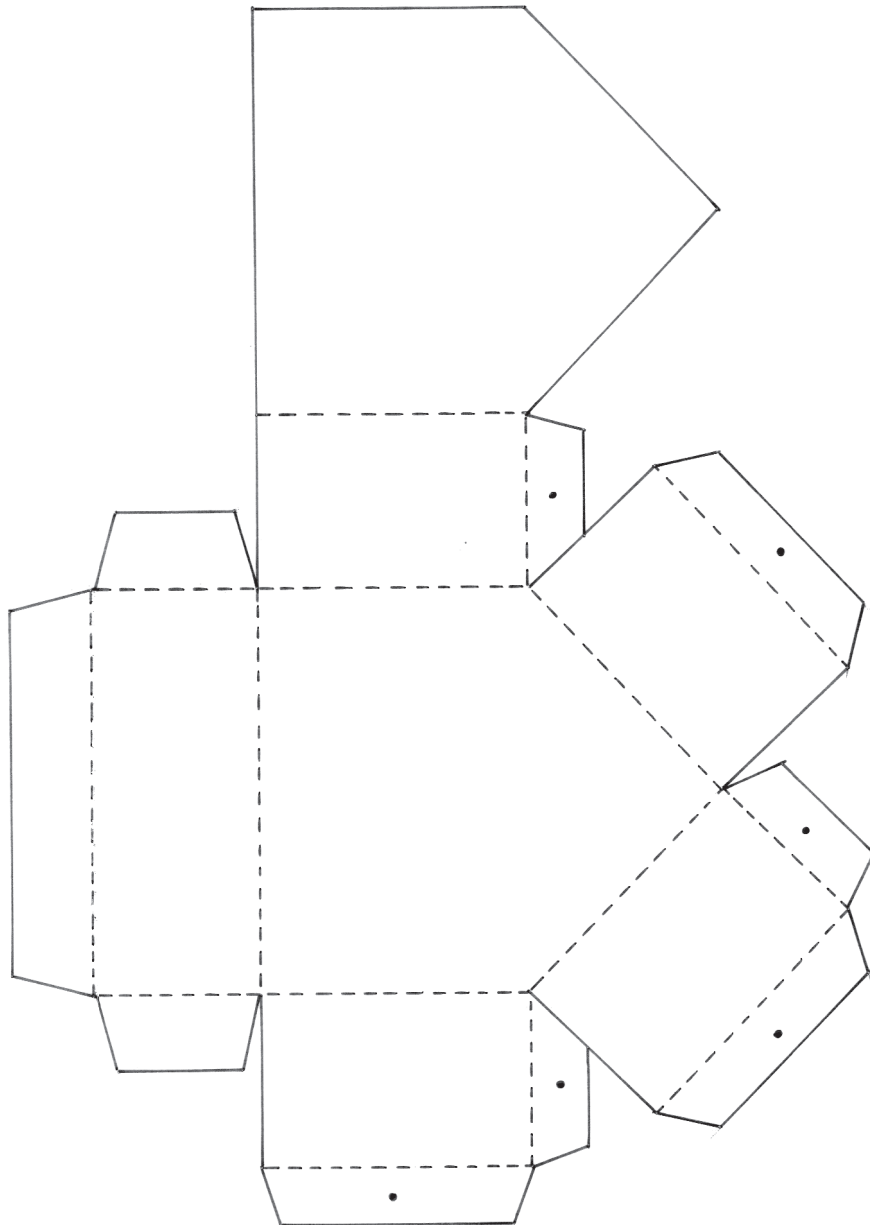
## Flower Toppers

Create bright flowers to decorate cards and gift boxes

**Designer: Cathie Shuttleworth**

**Page 44 in magazine**

**2 A4 pages**





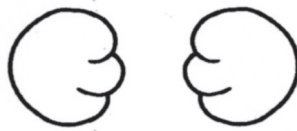

**Colette Smith's Masterclass**

Use the template to create an Easter card with a kinetic element

**Designer: Colette Smith**

**Page 34 in magazine**

**1 A4 page**





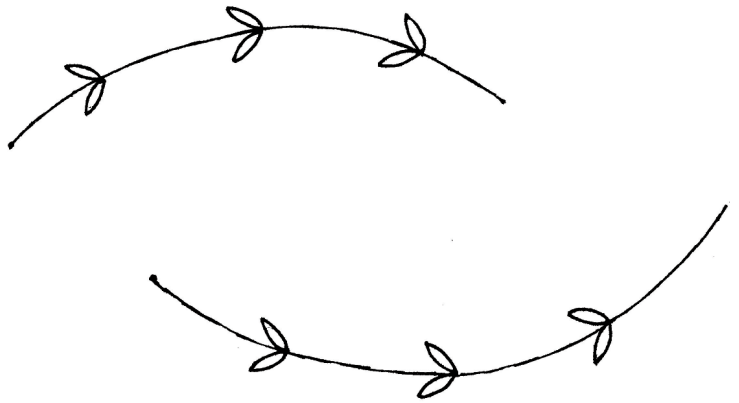
**Easter Party**


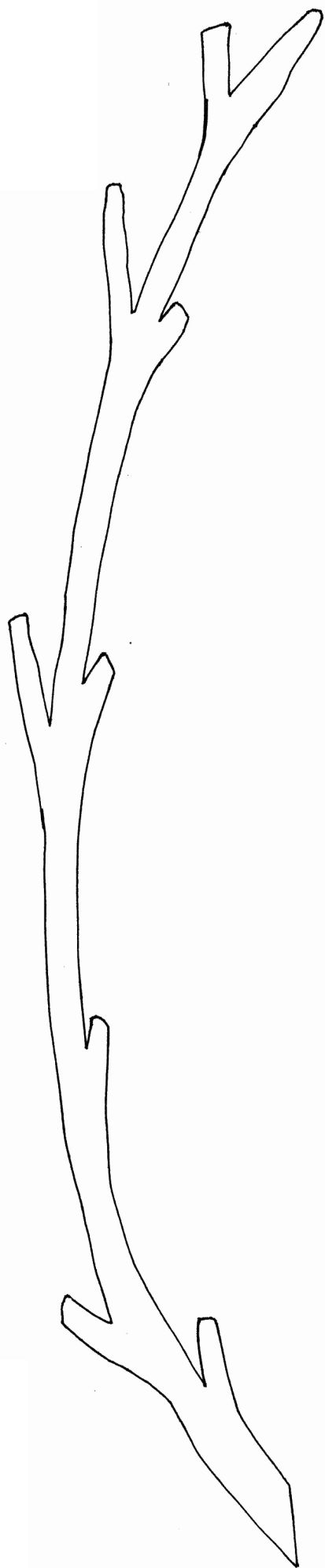
Celebrate spring with delicate designs and adorable rabbit motifs

**Designer: Helen Fitzjohn**


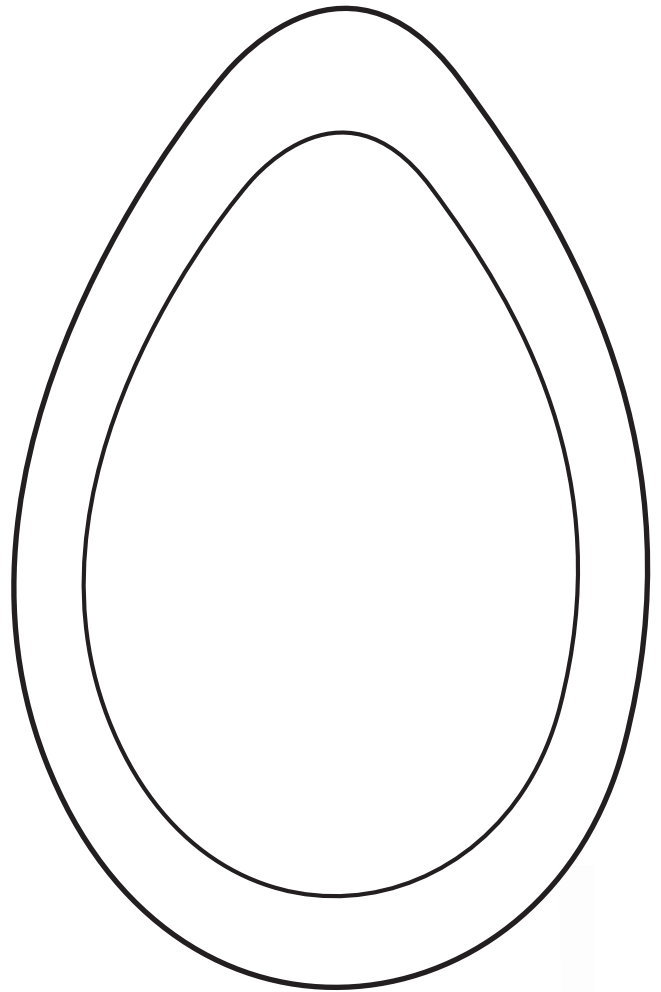
**Page 59 in magazine**

**2 A4 pages**










*With Love*






## Spring Chicken


Follow the chart to create sweet  
Easter egg cosies

**Designer: Helen Philipps**

**Page 102 in magazine**

**2 A4 pages**






## Handmade Home

Embroider a pretty sign for a child's bedroom

**Designer: Extract**

**Page 73 in magazine**

**1 A4 page**




**Pretty Butterflies**

Use the motif to stamp pretty petals around quilled butterflies

**Designer: Liz Moad**

**Page 24 in magazine**

**1 A4 page**



## Fancy Florals

Use the Brother ScanNCut to  
make beautiful cards

**Designer: Corinne Bradd**

**Page 62 in magazine**

**2 A4 pages**

